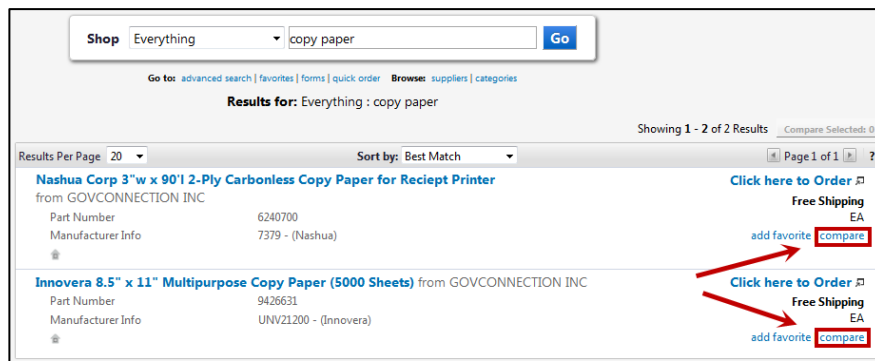


# Searching – Comparing Items from Hosted & Punchout Catalogs

eSHOP lets you compare multiple hosted and Level 2 punch-out items side-by-side. If you want to compare a hosted or Level 2 punch-out item with a regular punch-out item, you will need to add both items to your cart and do a comparison there.

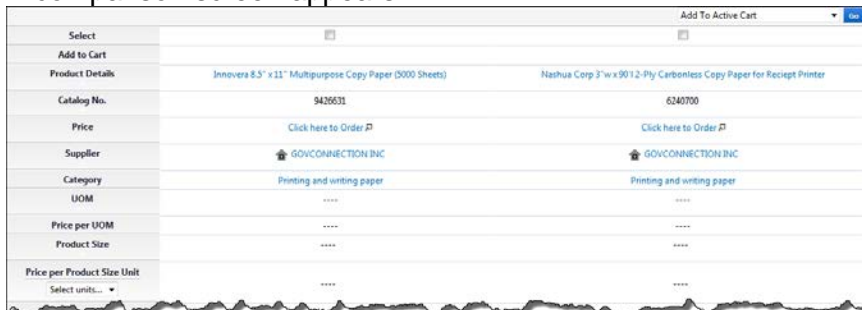
From the home shop page, enter search criteria and click on [Go](#).

When the search results display, locate the items you want to compare. Click on [compare](#).



Once you have selected the items you wish to compare, click on [Compare Selected:](#)

A comparison screen appears.

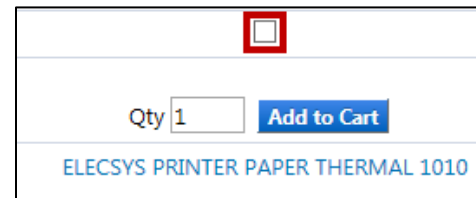


**Note:** items that do not have a price indicate it is a Level 2 punch-out item. To order this item, you must punch-out to the supplier's website by clicking on [Click here to Order](#). There you will be able to view the price, put the item in the punch-out cart, and then bring that item back into eSHOP.

## Hosted or Level-1 Punchout vendor

If the item(s) you searched for was from a hosted or Level-1 punchout vendor, you could add it to your active cart from the Product Comparison page.

Click the checkbox that corresponds with the item you want to order. You can also change the quantity if desired.



From the dropdown menu, select 'Add to Active Cart' and click on [Go](#). This will add the item(s) to your active cart.

